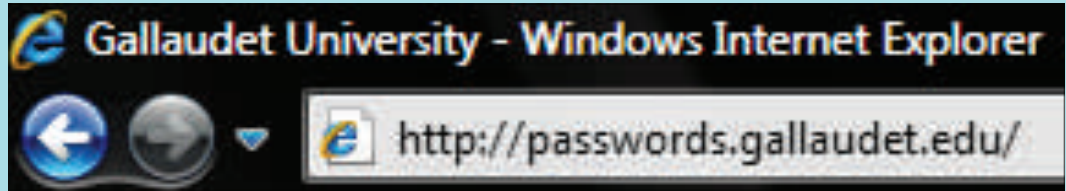


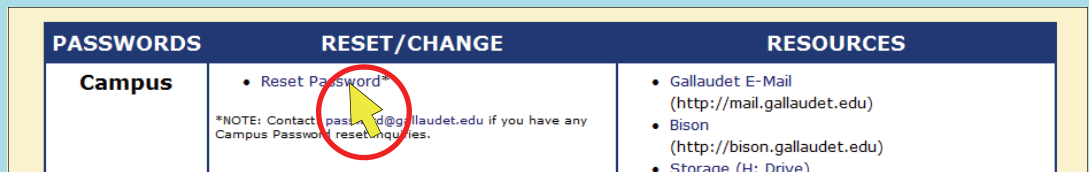
I'm new. Where do I get my password?

1



Off campus, type <http://passwords.gallaudet.edu>
If on campus, type in [passwords](#)

2



Start with Campus first. Click on "Reset Password"

3

Confirm a New Password (re-type the new password)

[Don't know my current password?](#)

Scroll down to the bottom and click on "Don't know my current..."

4

Gallaudet Username @gallaudet.edu

Type in name using period, not space between first and last names
Example: john.doe

5

Gallaudet Username @gallaudet.edu

Date of Birth (mm-dd-yyyy)

Student ID Number (last 4 digits only)

New Password (use at least 8 characters)

Confirm a New Password (re-type the password)

Fill in your information

TIP: read instructions about password

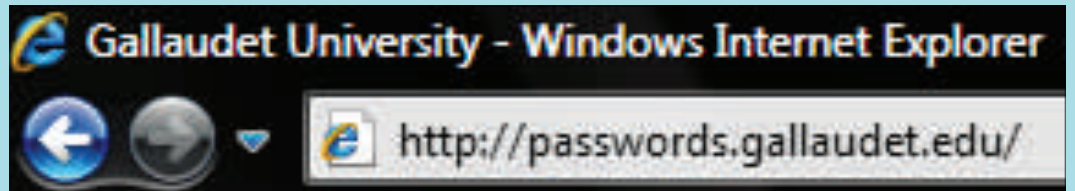
6

To access your account, enter your campus user name and password and click on Login.

User Name @gallaudet.edu
 Password

Log in using your name and password you created

7



Open new browser and go to passwords again and click on **GDOC**

8

GDOC	<ul style="list-style-type: none"> • Change Your Password* (requires current GDOC password) • New Password Request (new passwords sent by email automatically)
-------------	--

Click on “New Password Request”

9

Request New GDOC Password

Have you forgotten your password? Please complete and submit this form.

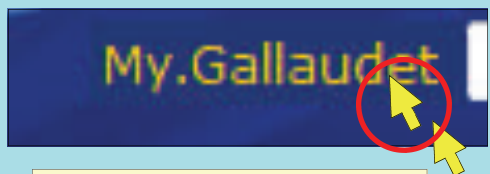
Username:

Campus Email:

Student ID#:

Fill in and after you submit, check your e-mail to get your new password for Bb/GDOC

10



Sign in using your name and given password

ACCESS PROBLEMS?
 NOTE: When finished with Blackboard, please do this may lead to others using the same connection.

Username:

Password: